

CCN CONFERENCE 2023 CARBON IMPACT REPORT

“ We’re delighted to present the first Carbon Impact Report for our annual conference. There’s some fascinating findings in here that should give us all some much needed food for thought for future conferences. ”

Simon Edwards
CEO, County Council Network

“ CCN has started its sustainability journey. At this year’s event we asked Zellar to benchmark our carbon footprint. Only by doing so we will be able to understand how we can reduce our impact at future events. ”

Tim Oliver
Chair, County Council Network

HOTEL: 6.9 tCO₂



TRAVEL: 5.6 tCO₂



TOTAL: 12.5 tCO₂

12.5
tCO₂



4
Tonnes of plastic

8
London >> LA flights

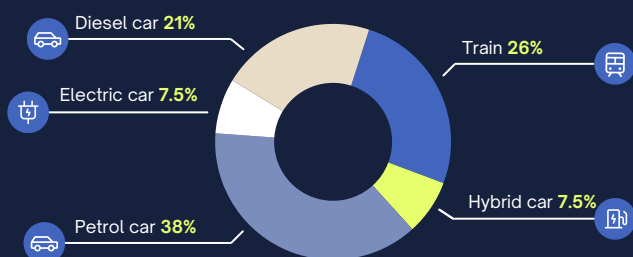
45k
Miles in a petrol car

5
UK homes heated / yr

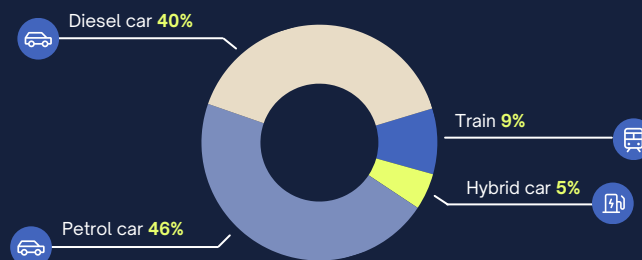
266
Years running 25w lightbulb

TRAVEL impact

Choice of travel to conference



Carbon impact by mode of transport



Lowest travel impact

- 1 North West
- 2 South West
- 3 East Midlands



Car sharing



30% car shared



85% of cars had single occupancy

Did you know?



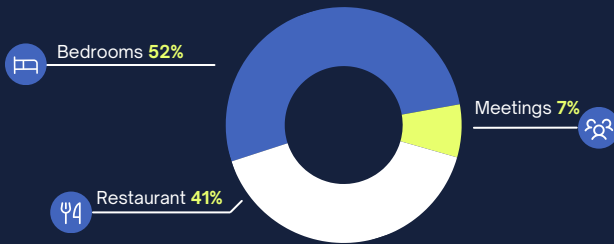
100% train travel would save **4.3 tCO₂**

GREENEST travellers

Delegates from the North West had an average CO₂ per mile of 0.06 kg

HOTEL impact

Emissions by hotel function



Water impact



519,000 litres water used
Around 104k toilet flushes
0.1 tCO₂

Did you know?

A 100% plant based menu would save...



Meat free meals



Lowest food impact

- 1 South West
- 2 South East
- 3 London



GREENEST diners

30% of delegates from the South West chose vegetarian or vegan food

Executive summary: This year's CCN Conference generated a total carbon footprint of 12.5 tCO₂, the equivalent to driving a car for 45,000 miles and a per-person carbon footprint of 0.06 tCO₂.

While we commend the 30% of participants who opted to car share, there's room for improvement. 85% of cars were single-occupancy, despite many attendees residing in close proximity to one another.

Train travel remains a relatively underutilised mode of transportation for delegates, with only 26% choosing this option. Trains offer an effective way to slash emissions by approximately 75% compared to non EV cars. Had everyone taken the train, the event's carbon footprint would have been 4.3 tCO₂ lower.

The adoption of meat-free meals has been encouraging. Our findings indicate that a fully plant-based menu could save 1.2 tCO₂. Even a partial transition with half of the dishes being plant-based, would still result in a reduction of 0.6 tCO₂.

Methodology: The report covers estimated and actual data covering emissions related to travel, meeting rooms, guest rooms and restaurant generated by the event. The dataset and formulas are in accordance with the IPCC 2013 evaluation method.

Zellar will be working closely with CCN to make next year's report more comprehensive, and to gain a more holistic understanding of the event's environmental impact and identify areas for further improvement.

Zellar SMART Councils: In the face of widespread financial pressures, councils need urgent help to lower their overheads. At the same time they have pressing environmental responsibilities to meet and a responsibility to show real action and progress towards decarbonisation.

SMART Councils is designed to deliver **Climate action** | **Cost reduction** | **Big data**.

Zellar licences start at £299 annually, per building, with volume discounts available. Licences can be deployed across municipal buildings, health services, schools and local enterprises.

'Warwickshire County Council is proud to be the first county council to join Zellar.'

Councillor Isobel Seccombe OBE
Warwickshire County Council

Get in touch contact@zellar.com
www.zellar.com

CCN