


# SOCIAL CARE PRESSURES IN COUNTY AREAS



A FAIRER FUTURE FOR COUNTIES  
COUNTY COUNCILS NETWORK

Why the government's green paper must set out a sustainable solution for counties



## 2018: REQUESTS FOR CARE IN COUNTY AREAS

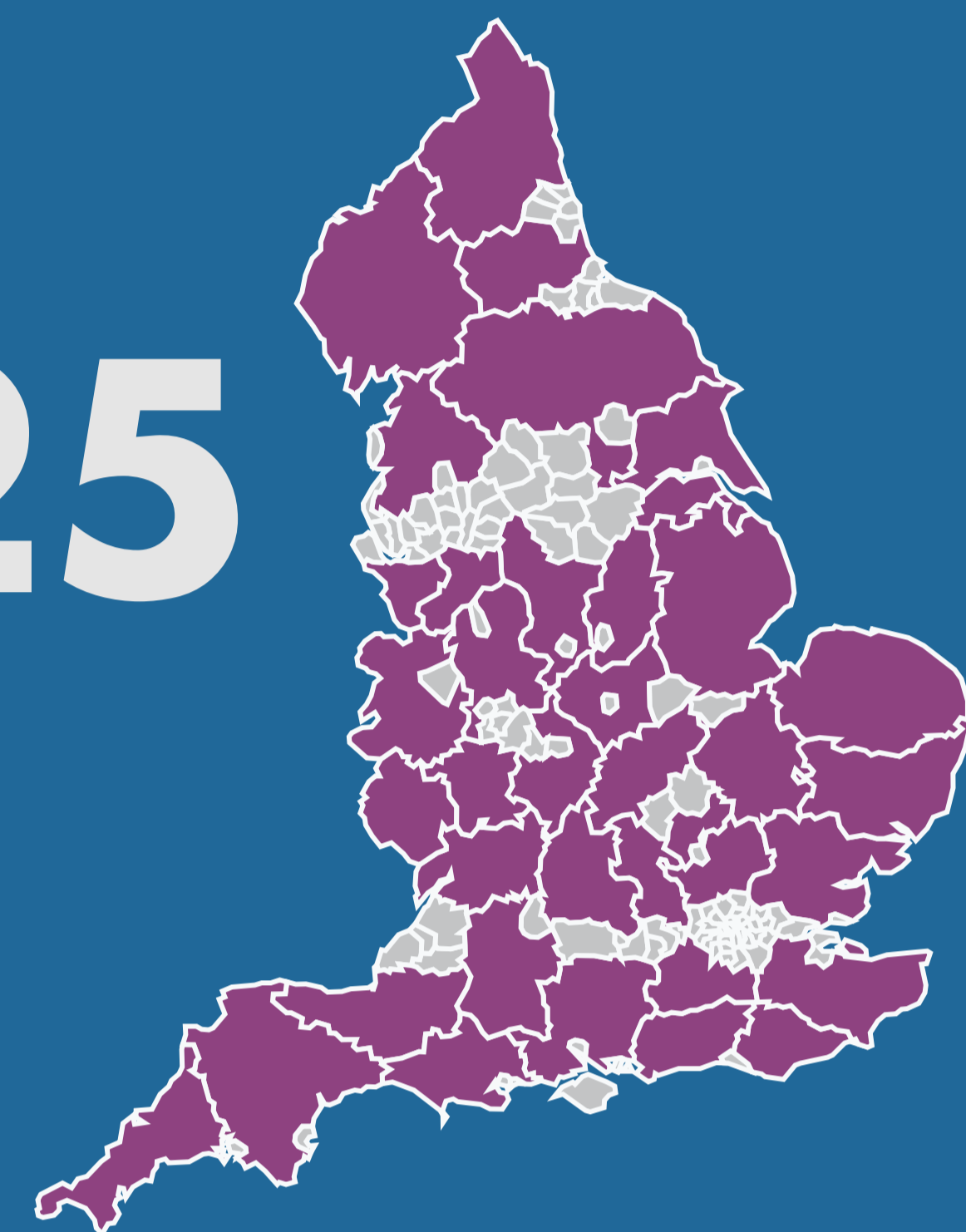
66

Requests for care per day on average in counties




869,825

Total requests



### OVER 65s: DEMAND INCREASE 2017 to 2018



The number of people entering nursing care increased by **14%**




The number of people entering long-term residential care increased by **12%**



The number of people who went into short-term support increased by **4%**

### 16 to 64: DEMAND INCREASE 2017 to 2018



The number of people entering nursing care has increased by **25%**



The number of people entering long-term residential care has increased by **30%**



The number of people who went into short-term support increased by **13%**